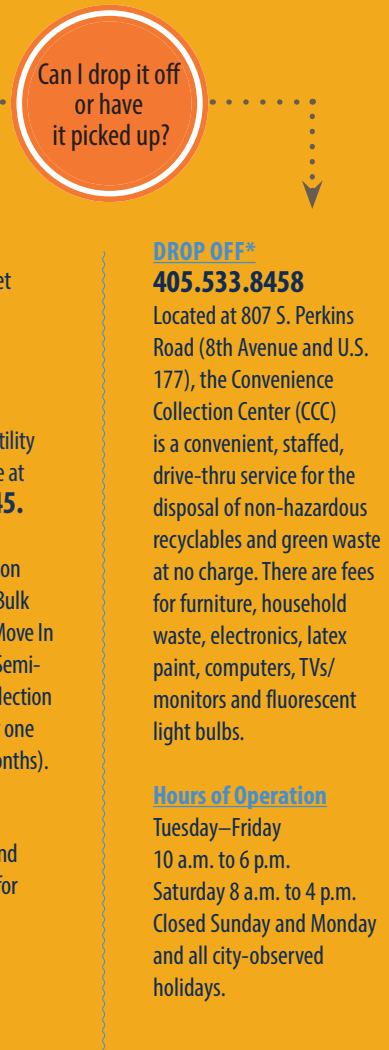
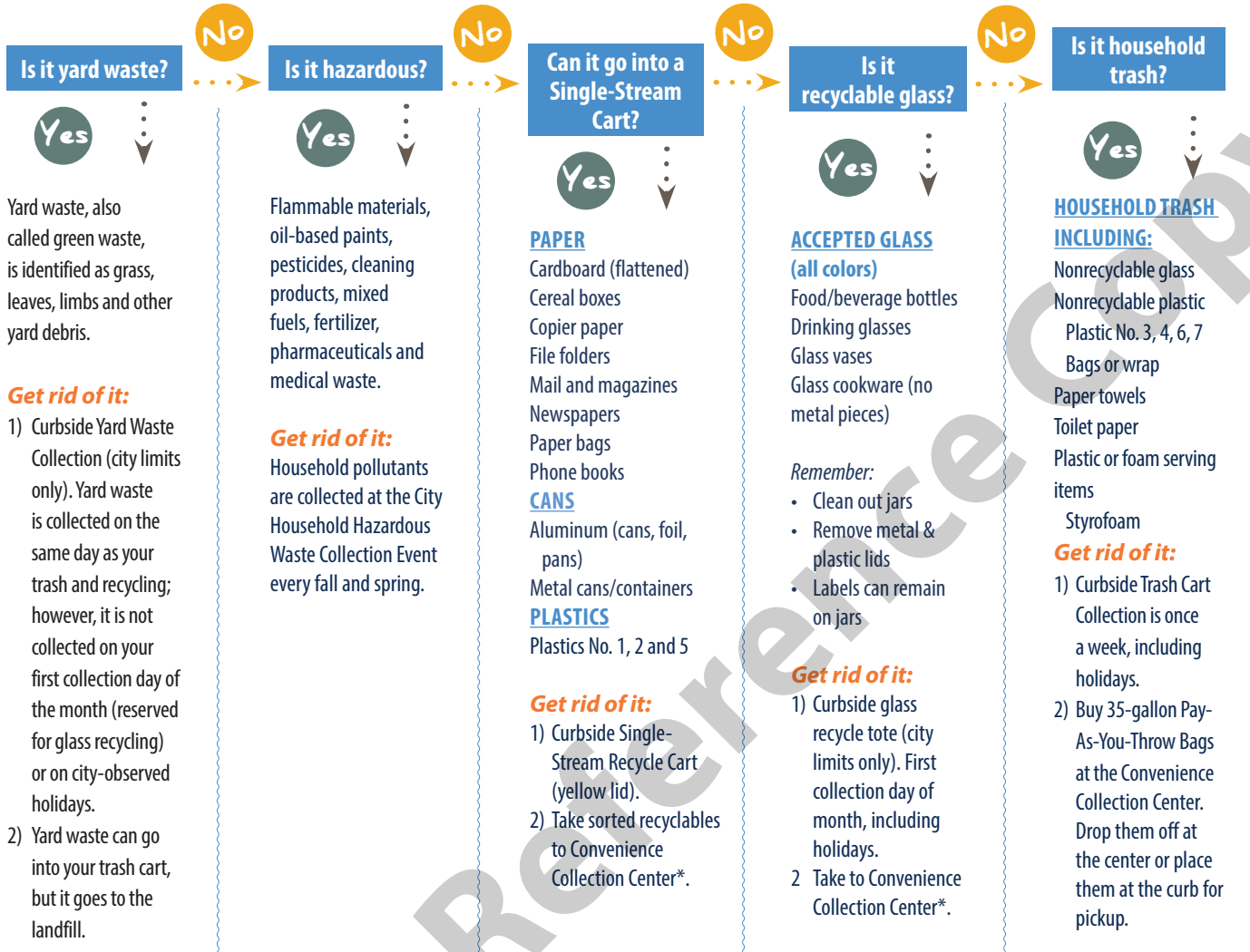


RESIDENTIAL TRASH & RECYCLING SERVICES: How do I get rid of it?



Cart Checks

We randomly check recycle carts on collection days to ensure accepted recyclables and non-trash items are properly disposed of in the carts.

- We will attempt to communicate in person or via phone with customers who are recycling incorrectly.
- We will leave cart hangers outlining what items were incorrectly put in the recycle cart.
- On the third instance of incorrect recycling, we will remove the recycle cart and the customer will lose future single-stream recycling privileges.

Do you live in city limits?

If yes, you may receive curbside...

- ✓ Trash Collection
- ✓ Yard Waste Collection
- ✓ Single-Stream Recycling
- ✓ Glass Recycling Collection
- ✓ Have access to the CCC*
- ✓ Bulk Item(s) Pickups+
- ✓ Special Collection Options+

If no, but you live within 3 miles of city limits, you may select to receive curbside...

- ✓ Trash Collection
- ✓ Single-Stream Recycling
- ✓ Have access to the CCC* (all trash and recycling customers)

What you need to know about your curbside trash & recycling service

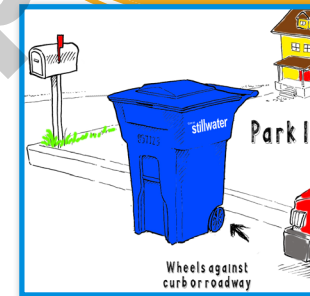
1. Trash, recycling (yellow lid) carts/totes and yard waste should be placed curbside by **6 a.m.** on your collection day.
2. We collect glass recycling your first collection day of the month and yard waste on your collection day the rest of the month.
3. We collect trash and recycling (but not yard waste) on all city-observed holidays.
4. All lids must be closed for the automated truck to collect your trash and recycling.
5. Place all items (including yard waste) 5 feet from your cart(s) and away from other obstructions including gas/water meters, vehicles, mailboxes, etc.
6. Use trash bags to help keep the cart clean and reduce blown litter when trash is collected.
7. Carts are constructed from durable materials and can handle normal household waste; however, the following items should never go into your cart: flammable materials, hazardous materials, construction materials, rocks, dirt or furniture items.
8. All carts have serial numbers that are assigned to a specific address. If you move to another residence, the cart remains at the same address. Your new address will receive its own cart.
9. We ask that you don't mark or alter the cart in any way. If the cart is stolen or damaged (broken lid, wheel or body), contact us for replacement or repair. Damages resulting from negligence or abuse are the responsibility of the resident.
10. When needed, simply use a mild household cleaner to clean your cart.
11. Need a different size trash or recycle cart? Contact Utility Customer Service to request a trash cart in your preferred size. Choose from 35-, 64- or 96-gallon carts. Glass totes come in one size.
12. Have more household trash than will fit in your cart? Consider these solutions:
 - » Request a larger cart or two 64- or 96-gallon carts.
 - » Request a single-stream recycle cart and/or glass recycling tote.
 - » Purchase 35-gallon City of Stillwater Blue Bags for \$1.50 each and place them at the curb 5 feet from your carts. We collect these Blue Bags on your trash day, or you can drop them off at the Convenience Collection Center (807 S. Perkins Road).
13. Additional fees:
 - » There is a \$10 cleaning fee when you exchange one cart for another.
 - » If a crew is called to return to your home to empty your cart, you'll be charged \$5.
 - » We can arrange for special pickups for appliances, furniture, etc. Fees begin at \$20.

YOUR COLLECTION DAY IS

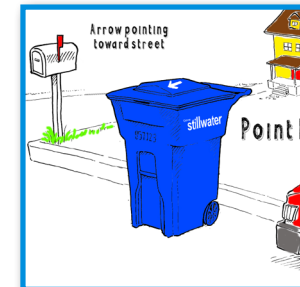
- [] MONDAY
- [] TUESDAY
- [] WEDNESDAY
- [] THURSDAY
- [] FRIDAY

TRASH CART SIZE: _____

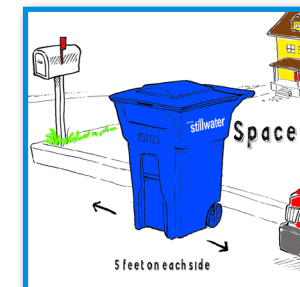
RECYCLE CART SIZE: _____



PARK IT.
Place your cart on the street, with the wheels against the curb if there is one, or just off the roadway on the shoulder.



POINT IT.
Point arrow on cart lid toward the center of the road.



SPACE IT.
Leave at least 5 feet of clearance between each cart and from any obstacles such as parked cars, poles, mailboxes, etc., including yard waste.

**... and REMOVE IT
from the curb after service.**